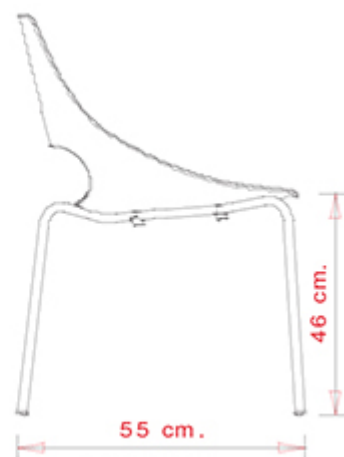


Rdm

Echo 150

ECHO COLLECTION:

Echo 150, Echo 152, Echo 152-G, Echo 153, Echo 156, Echo 332, Echo 332B, Echo 333, Echo 333B,



SEDIA DESIGN:

Sedia con telaio a 4 gambe in tubo acciaio. Seduta in tecnopolimero composito.

IMPILABILE

4

PESO

5,6 kg

IMBALLO


0,39 m³

PEZZI PER SCATOLA

4

FINITURE SEDUTE

PP POLIPROPILENE



NCS S0502-B
Bianco traffico



NCS S7502-B
Grigio antracite



NCS S4005-Y20R
Tortora



TELAI

AC ACCIAIO



VR Peltro
☀



NCS S0500-N VR
bianco puro
☀



NCS S7502-B VR
Grigio antracite
☀




NCS S4000-N VR
Alluminio brillante
☀



NCS S9000-N VR Nero
intenso
☀



CR Cromato




NCS S3060-Y80R
Rosso Corallo
☀



NCS S9000-N VR Nero
intenso opaco
☀



VR Bronzo metallico
bucciato
☀




NCS S3060-Y
Giallo curry
☀



NCS S7020-G50Y
Verde oliva
☀



NCS S4050-B40G
Blu acqua
☀




NCS S6030-B
Blu capri
☀



NCS S8005-Y20R
Marrone
☀



NCS s0502-b VR Bianco
traffico
☀



NCS S4040-R
Marsala
☀

CERTIFICAZIONI

- > ANSI/BIFMA X5.1-2011 - Par.11. Prove di fatica sulla seduta (10/06/13)
- > ANSI/BIFMA X5.1-2011 - Par.12. Stabilità (10/06/13)
- > ANSI/BIFMA X5.1-2011 - Par.16. Prove di fatica sullo schienale (10/06/13)
- > ANSI/BIFMA X5.1-2011 - Par.18. Sforzo statico sulla gambe (10/06/13)
- > ANSI/BIFMA X5.1-2011 - Par.6. Sforzo statico sullo schienale (10/06/13)
- > ANSI/BIFMA X5.1-2011 - Par.8. Caduta di un peso (10/06/13)

DESTINAZIONI D'USO

Coffee & Restaurants, Hotels, Educational, Entertainment, Travel, Office and Waiting Areas, Retail, Health Care,